

1 2 3 4 5 6 7 8 9 10 11 12 13 14

A

B

C

D

E

F

G

H

I

J

A

B

C

D

E


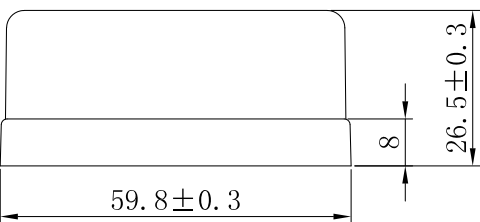
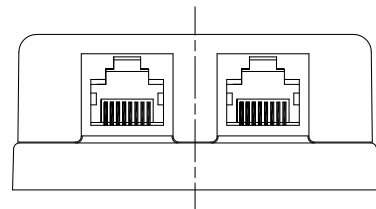
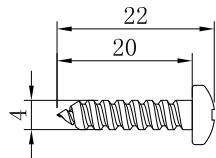
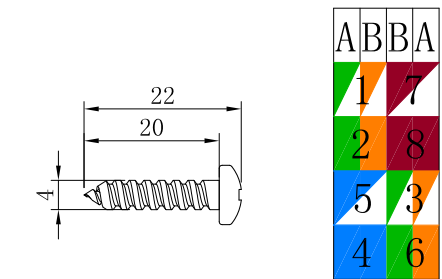
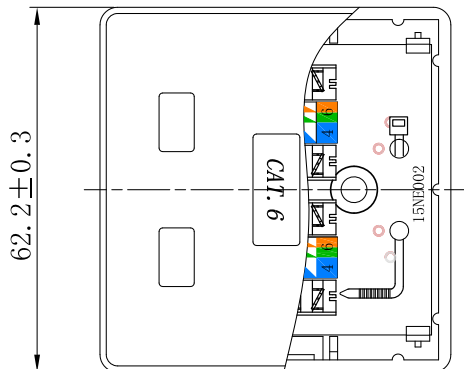
F

G

H

I

J



2-Port RJ45-Anschlussdose, CAT 6, UTP

Technische Daten

Anschlüsse
 Anschluss, Typ: 2x RJ45-Buchse (8P8C)
 Anschluss 2, Typ: Klemmleiste für LSA Montage (werkzeugfrei)
 Kontaktierung: EIA/TIA-568 B

Geräte-Anschlüsse
 Geräte-Anschlüsse: 2
 Ausgang, Anzahl: 2 x out

Kabel
 Spezifikation: CAT 6
 AWG: 24-22
 Schirmungsklasse: UTP

Signalübertragung
 max. Bandbreite: 250 MHz

Allgemein
 Farbe: weiß

Lieferumfang
 Montagematerial: Schrauben

2-port RJ45 Surface Mount Installation Box, CAT 6, UTP

Technical specifications

Connections
 Connection, type: 2x RJ45 female (8P8C)
 Connection 2, type: for IDC connection (toolless)
 Contacting: EIA/TIA-568 B

Device connections
 Device Connections: 2
 Number of outputs: 2 ports

Cable
 Specification: CAT 6
 AWG: 24-22
 Shielding class: UTP

Signal transmission
 max. bandwidth: 250 MHz

General
 Color: white

Scope of delivery
 Assembly Material: screws

Änderungen

Datum	Name	gez.:	Datum	Name
		gez.:	11.07.2024	fw
		gepr.:	11.07.2024	alw
		Norm:		
Änderungen vorbehalten / Subject to change				

Bezeichnung	Blatt
NET CAT 6 UTP 2Port	1/1
SURFACE MOUNT BOX	von
Zeichnungs-Nr.:	
77633	



1 2 3 4 5 6 7 8 9 10 11 12 13 14